

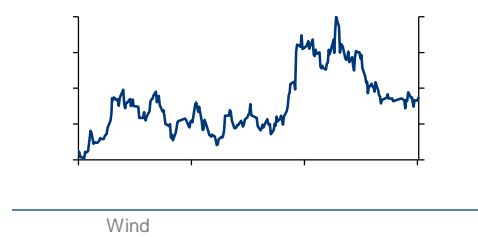
93.00

**PhD**  
 SAC No. S0570521050001 leping.huang@htsc.com  
 SFC No. AUZ066

**PhD**  
 SAC No. S0570521070003 yanhuichen@htsc.com

SAC No. S0570121060040 yaoxunyu@htsc.com

( )	93.00
( 10 26 )	70.02
( )	92,433
6 ( )	1,249
52 ( )	47.48-100.00
BVPS ( )	12.65



2021 10 27

**3Q21** /

Q3 24.7 +2.6%/ +35.4% 3Q21  
 37.86% 1.6ppts 6.2 -7.7%/  
 +117.3%

2

Q3 25.3  
 7.0 ) 21-23  
 20.79/22.26/25.64

22.33/23.50/24.75  
 EPS1.69/1.78/1.87 BPS9.65/11.35/13.15  
 93.00 2022 8.19 PB  
 2022 wind 7.28 PB

3Q / 1  
 2

ASP 3Q21

MOSFET 2H21 MOS IGBT  
 2022/23 1

10.3% 12 IDM 1

2  
 MOSFET SGT/SJ IGBT SiC  
 3

**93.00 21-23**  
 23  
 21-23 22.33/23.50/24.75  
 20.79/22.26/25.64 , EPS1.69/1.78/1.87 BPS9.65/11.35/13.15  
 93.00 22 8.19 PB  
 22 wind 7.28 PB

	2019	2020	2021E	2022E	2023E
( )	5,743	6,977	9,701	10,845	11,806
+/-%	(8.42)	21.50	39.04	11.79	8.86
( )	400.76	963.66	2,233	2,350	2,475
+/-%	(6.68)	140.46	131.71	5.25	5.31
EPS ( )	0.30	0.73	1.69	1.78	1.87
ROE (%)	8.02	8.98	16.73	15.08	13.82
PE ( )	270.01	112.29	48.46	46.04	43.72
PB ( )	19.95	10.22	8.50	7.22	6.23
EV EBITDA ( )	86.30	60.53	31.68	27.83	26.28

1

	3Q21 A	4Q21 E	2021E	2022E	2023E	2021E (OLD)	2022E (OLD)	2023E (OLD)	2021E Diff.	2022E Diff.	2023E Diff.
	2,473	2,774	9,701	10,845	11,806	9,236	10,879	12,366	5%	0%	-5%
	35%		39%	12%	9%	32%	18%	14%			
	1,536		6,240	7,139	7,928	6,002	7,313	8,292			
	936		3,462	3,706	3,878	3,234	3,566	4,074	7%	4%	-5%
	74%		81%	7%	5%	69%	10%	14%			
OPEX	369		1,129	1,195	1,193	1,054	1,197	1,301			
	38		116	130	142	111	131	148			
	157		485	542	590	462	544	618			
	220		660	705	767	628	707	804			
	(46)		(132)	(183)	(306)	(146)	(184)	(270)			
	(10)		16	20	21	15	20	22			
	638		2,398	2,529	2,674	2,240	2,405	2,764			
	47%		124%	5%	6%	109%	7%	15%			
/	1		14	14	14	14	14	14			
	639		2,412	2,543	2,688	2,254	2,419	2,778			
	99%		122%	5%	6%	108%	7%	15%			
	(31)		58	61	64	54	58	66			
	8		121	132	149	121	134	148			
	616	549	2,233	2,350	2,475	2,079	2,226	2,564	7%	6%	-3%
	117%		132%	5%	5%	116%	7%	15%			
	0.74		1.69	1.78	1.87	1.57	1.69	1.94	7%	6%	-3%
			132%	5%	5%	116%	7%	15%			
	37.9%		35.7%	34.2%	32.8%	35.0%	32.8%	32.9%			
	25.8%		24.7%	23.3%	22.6%	24.3%	22.1%	22.4%			
	14.9%		11.6%	11.0%	10.1%	11.4%	11.0%	10.5%			
	24.9%		23.0%	21.7%	21.0%	22.5%	20.5%	20.7%			

2

vs. Wind

2021 10 26

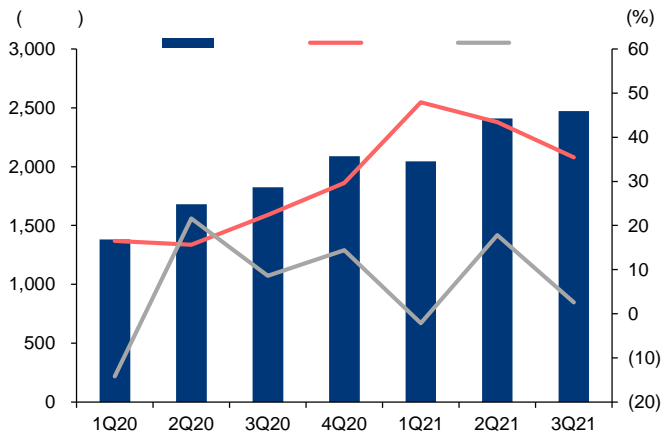
	2021E			2022E			
	Wind			Wind			
	9,701		9,245	5%	10,845	10,966	-1%
	2,398		2,345	2%	2,529	2,687	-6%
	2,233		2,175	3%	2,350	2,503	-6%
	1.69		1.65	3%	1.78	1.90	-6%

Wind,

3

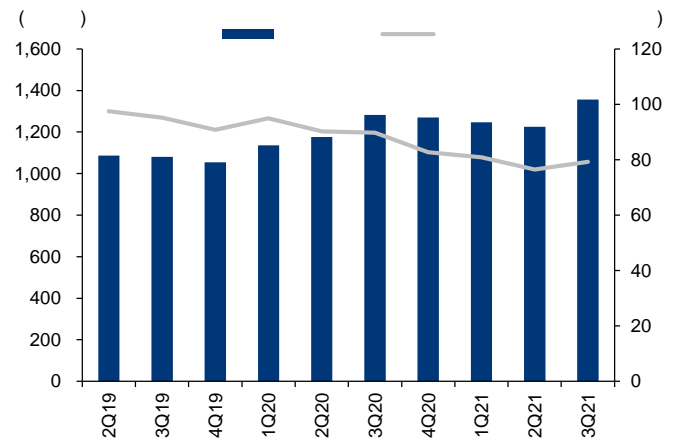
						BPS		PB	
			( )	( )		2021E	2022E	2021E	2022E
688981 CH	-A	CNY	CNY	55.00	4346.89	15.12	16.20	3.64	3.40
600460 CH		CNY	CNY	62.05	878.67	3.46	4.33	17.91	14.33
300373 CH		CNY	CNY	51.50	263.89	8.35	10.07	6.17	5.12
300623 CH		CNY	CNY	31.60	232.80	4.29	5.03	7.37	6.28

4



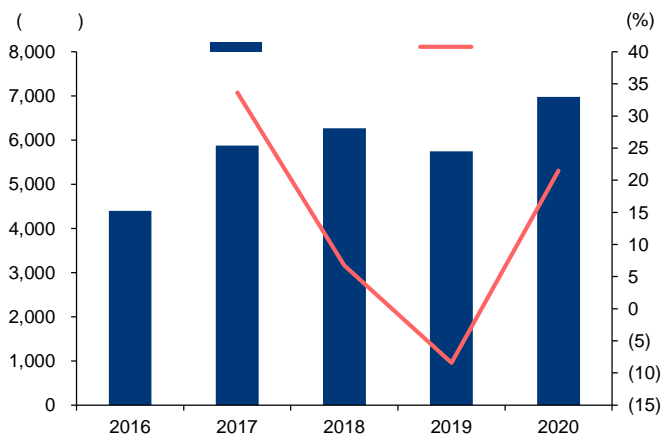
Wind

5



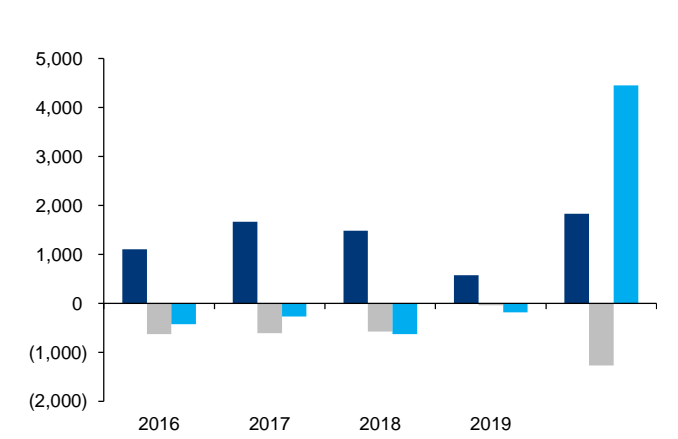
Wind

6



Wind

7



Wind

8



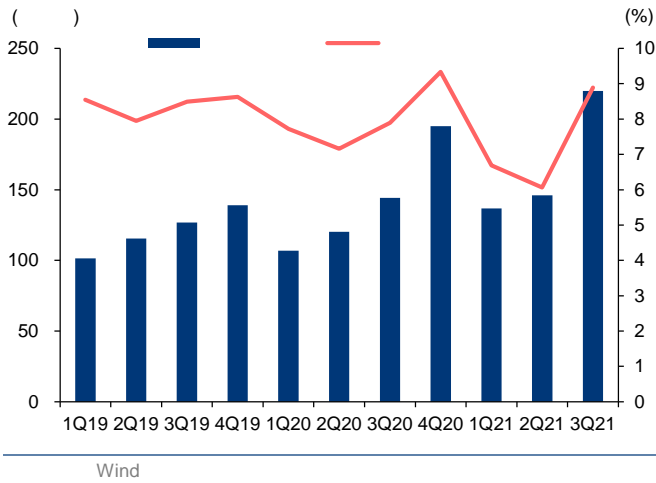
Wind

9

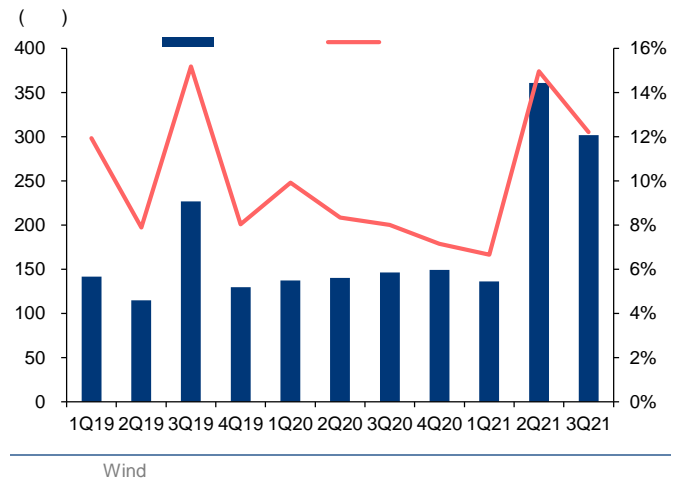


Wind

10

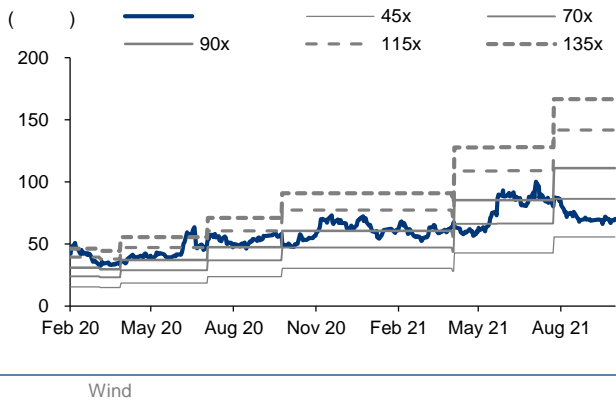


11



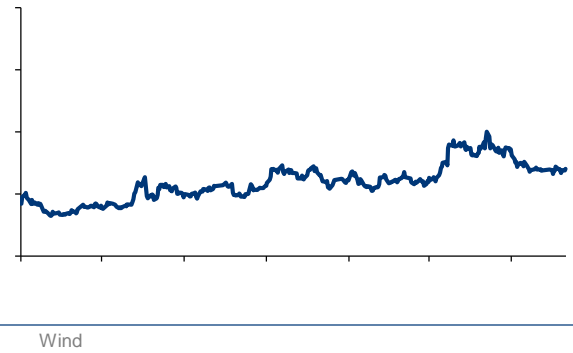
12

PE-Bands



13

PB-Bands



( )	2019	2020	2021E	2022E	2023E	( )	2019	2020	2021E	2022E	2023E
	5,092	10,914	14,736	15,535	17,572		5,743	6,977	9,701	10,845	11,806
	1,931	6,866	9,546	10,672	11,759		4,431	5,061	6,240	7,139	7,928
	815.01	966.05	1,305	1,353	1,534		66.16	68.74	95.58	106.85	116.32
	12.96	12.39	22.85	16.55	26.35		112.02	105.96	116.42	130.14	141.67
	51.89	51.56	92.28	68.52	106.53		376.84	369.92	485.07	542.26	590.30
	1,055	1,269	1,596	1,682	1,959		30.99	(119.93)	(131.97)	(182.51)	(306.47)
	1,227	1,749	2,173	1,743	2,187		(36.57)	(11.26)	(15.65)	(19.52)	(21.25)
	5,003	5,618	6,959	6,767	6,294						

( )

- 
- 

[https://www.htsc.com.hk/stock\\_disclosure](https://www.htsc.com.hk/stock_disclosure)

1934

FINRA

15a-6

FINRA

FINRA

-

91320000704041011J  
AOK809

FINRA  
CRD#:298809/SEC#:8-70231

228	1 /	210019		28	A 18 /
86 25 83389999/ ht-rd@htsc.com	86 25 83387521		100032 86 10 63211166/ ht-rd@htsc.com	86 10 63211275	
5999	10 /	518017		18	E 23 /
86 755 82493932/ ht-rd@htsc.com	86 755 82492062		86 21 28972098/ ht-rd@htsc.com	86 21 28972068	200120

99                    58   5808-12  
+852-3658-6000/    +852-2169-0770  
research@htsc.com  
<http://www.htsc.com.hk>

10 41                    10001  
+212-763-8160/    +917-725-9702  
: Huatai@htsc-us.com  
<http://www.htsc-us.com>

©                    2021