

1.				4
1.1	IDM		MOSFET	4
1.2				6
1.3	5%	20%	IPO	8
2.				11
2.1				11
2.2				13
2.3				15
3.				17
3.1	IDM			17
3.2				19
3.3	+			22
4.				24
5.				24

1				4
2	2016-2020			6
3	2016-2020			6
4	2016-2020H1			7
5	2020H1			7
6	2016-2020Q3			7
7	2016-2020Q3			7
8	2016-2020Q3			8
9	2016-2020Q3			8
10				8
11				9
12	2014-2021E			11
13	2019			11
14	2014-2021E			11
15	2019			11
16	2018			12
17				12
18	MOSFET			12
19	IGBT			12
20				13
21	IGBT			13

22	MOSFET	14
23	MOSFET	14
24		15
25		15
26	2020 PC	16
27	5G	16
28	IDM	17
29	2018-2019	19
30	MOSFET IGBT	22
31	2016-2018 MOSFET IGBT	22
32		23
1		5
2		5
3		9
4		16
5		18
6		18
7		20
8		21

1



MOSFET

1	8	MOS	MOS	MOS	SBD	60			
						199			
		QFP	QFN	PQFN	FC-QFN	TSSOP	SSOP	MSOP	62
		IPM							69
									2.4

Incorporated **15%** MPS International, Ltd Diodes

13.4% 11.1% 11.1% 11.3%

2016-2019

1.2

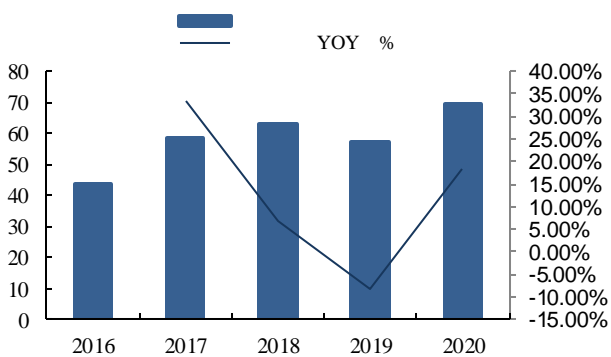
2016-2018 **19** 43.97 58.76 62.71 **20** 19.42% 2019

57.43 8.42% 5G AI VR/AR 2019

2020 **20** 69.77 21.49% 9.60

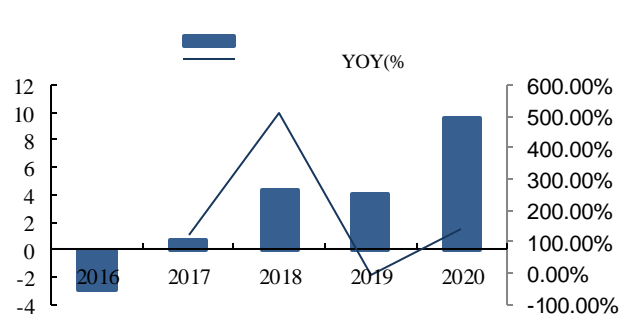
139.66%

2 2016-2020



wind

3 2016-2020



wind

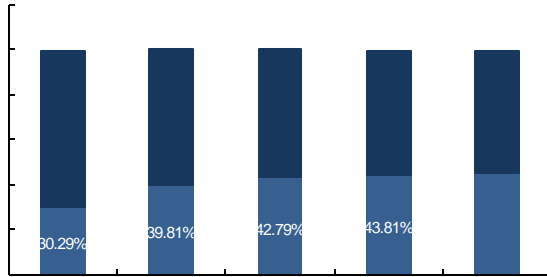
2016 30.00% 20 44.70%

2020 IC IC

34.37%

4 2016-2020H1

5 2020H1



wind

wind

2016 9.91% 2016-2020Q3 2019 17.76%

2019 29.48% 2020 14.49% 17.62% 25.20% 22.84% 28.13%

13.6% 2016-2018

2016-2020Q3

16.9% 16.1% 15.2% 17.5% 2019

2020

6 2016-2020Q3

7 2016-2020Q3

wind

wind

4.50 4.83 3.71 2016-2018

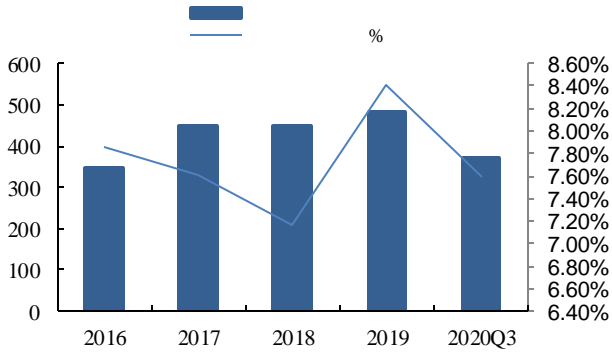
20 50%

2016-2020Q3 3.46 4.47 7.86% 7.61% 7.17 8.40% 7.59% 7% 19

20

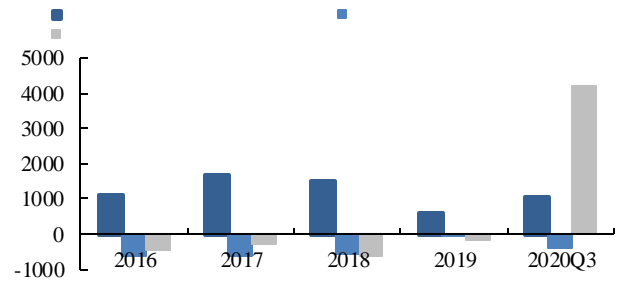
20

8 2016-2020Q3



wind

9 2016-2020Q3



wind

20

2016-2020Q3

11.03 16.68 14.82 5.76 10.32

1.3

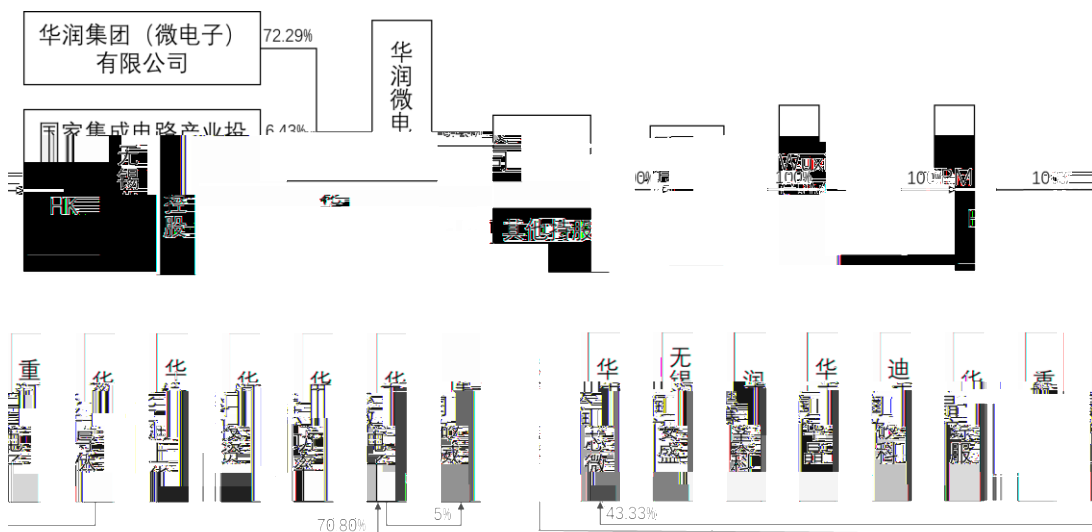
5% 20% IPO

5%

70%

6.43%

10

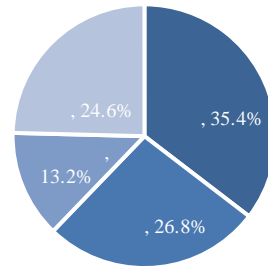
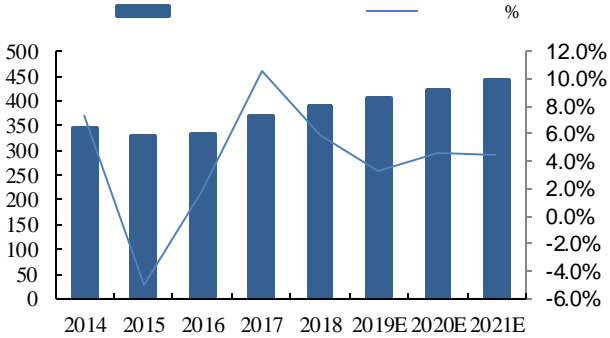


11


IPO

2.

2.1

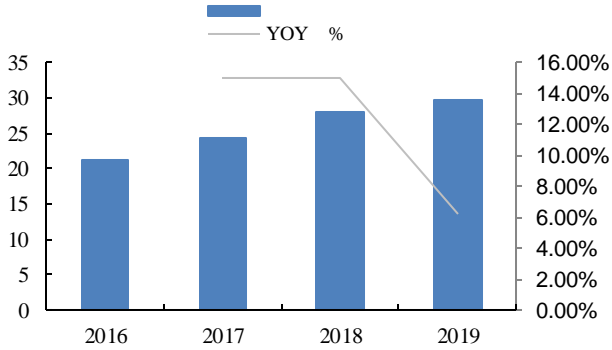


IHS Markit

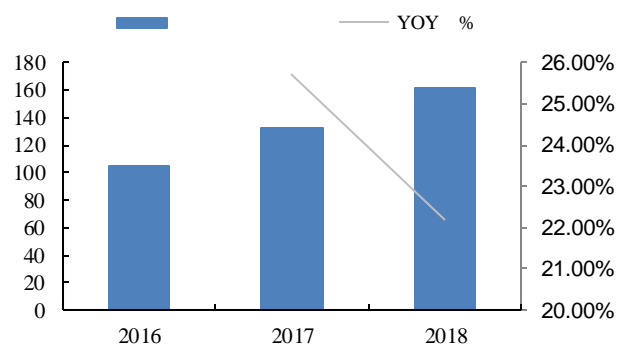


14 2014-2021E

15 2019




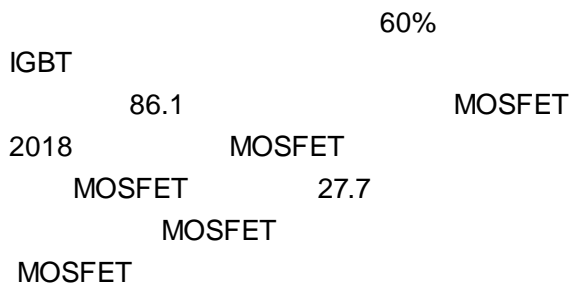
IHS Markit



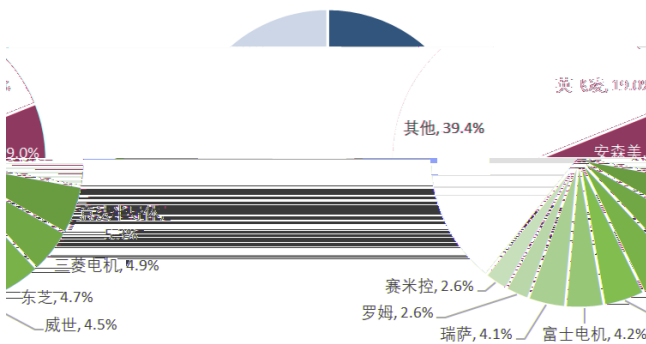
2.2

MOSFET

IHS Markit

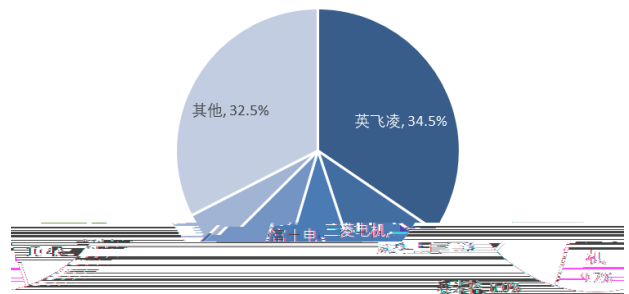


20



IHS Markit

21 IGBT



IHS Markit

22 MOSFET

23 MOSFET

IHS Markit

IHS Markit

1999 2000
2020 4 16
2700 2020

1999
9 30 85

Chua Chee Seong
Chua

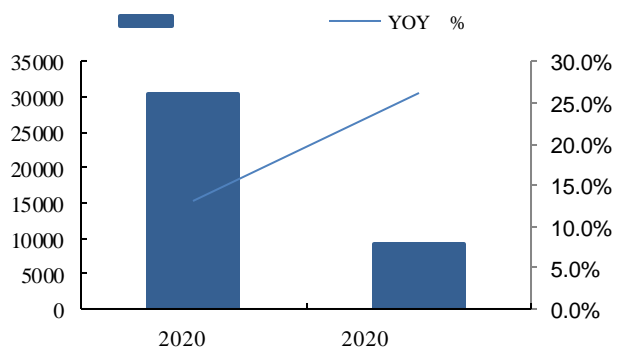
LED

2.14

LED (LFM) 230

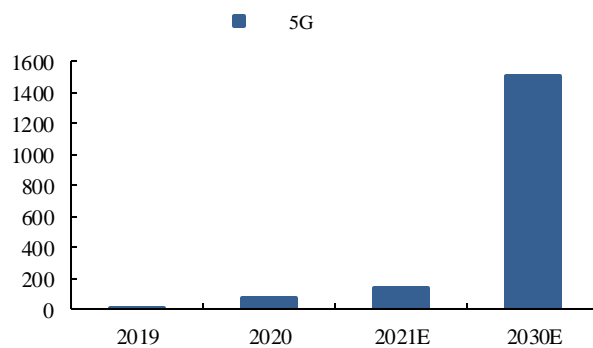
1999
2019 55.18
2020 12

26 2020 PC



IDC

27 5G



2020 11

40%

4

/				
		5.31	0.32	4.75%
		1.9		
		13	2.24	23.24%
8		15	5.56	13.24%
	12	100		
8		40	12.77	160.83%
	8	15	6.09	20.26%
	8	7.5		
	8	2.2		
	IGBT	2.5	0.43	16.54%
	IPM	2.2		

3.

3.1

IDM

IDM

IDM

IDM

2020

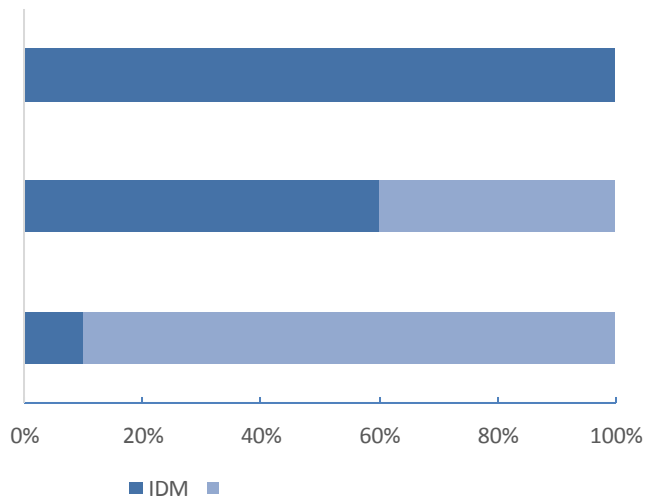
IDM

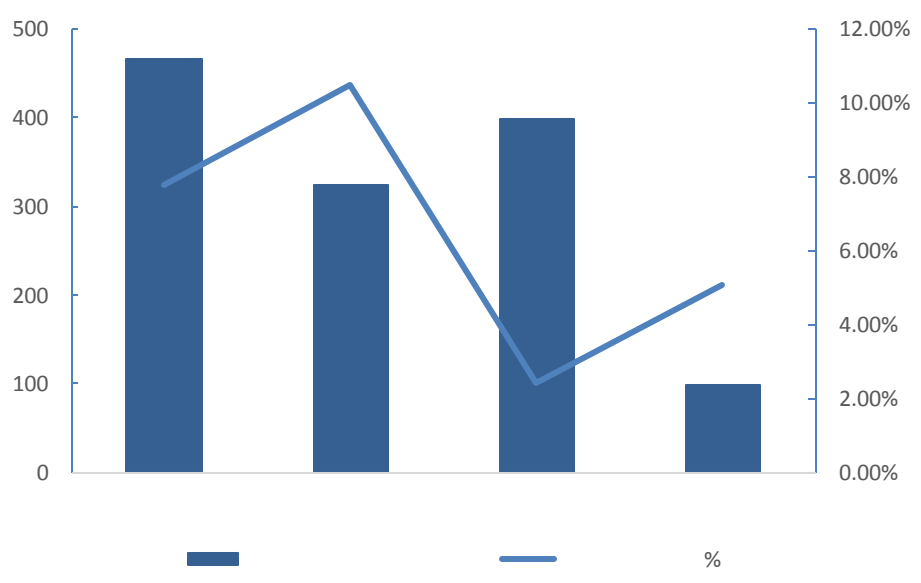
2018

IDM

IDM

28 IDM





wind

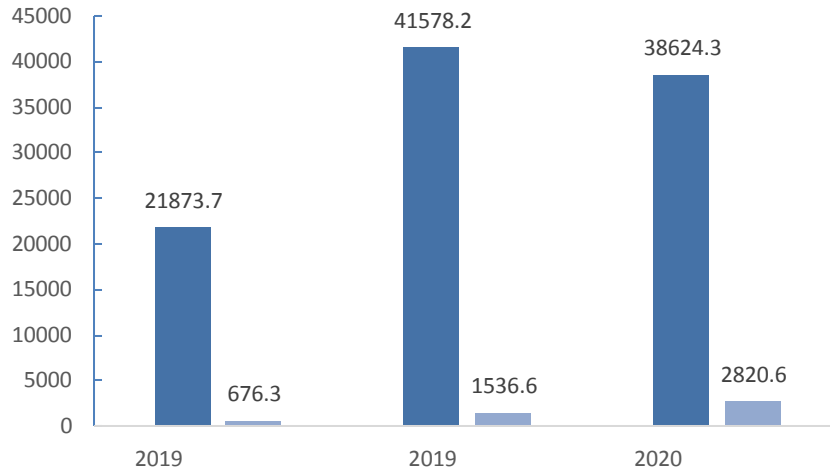
	IPM	SBD	BCD	MEMS
3	247		133	6
	2019		2428	
	1325	1173	152	282

7



2019 200 1800
2020 76.6% 317.1%

32



■ ■

50

12

4.

2020-2022		9.60	14.75	18.36	EPS	0.79	1.21	1.51
2020-2022	PE	76	49	40				

5.

1.

5G

2.

IPO

3.



|

2020 Wind 2018/2019 TMT 2020 / 2018
II

2019

2019

